





Complex

An aerial photograph of an emergency scene. A yellow school bus is parked on the right side of the road. A red and white fire truck is positioned on the left, with its emergency lights flashing. A white ambulance with a red stripe and a blue Star of Life is parked in the foreground. The scene is set on a paved road with a grassy area and a stop sign visible in the lower right.

**Size Up**

**Set Up**

**Move Forward**



AHEAD

TRAPS

ARRIVE

Size-Up  
Set-Up  
Move->

ACCESS

TRANSPORT

TRIAGE

TREAT





**AHEAD**

**TRAPS**

**ARRIVE**

**TRANSPORT**

**ACCESS**

**TREAT**

**TRIAGE**





Pinkerton

1

York County E.M.S.

AMBULANCE



An aerial view of an emergency scene. A red and white ambulance is parked in the foreground. To its right is a white fire truck with a ladder extended. In the background, a yellow school bus is visible. The scene is on a paved area with some orange traffic cones.

**Lots of Patients**

**Lots of Problems**

**Lots of Partners**

An aerial photograph of an emergency scene. A yellow school bus is the central focus, with a red and white fire truck to its left and a white ambulance with a blue Star of Life on its side to its right. A white utility truck with a crane is also visible. The scene is set on a paved area with some orange traffic cones.

**Lots of Patients**

**Lots of Problems**

**Lots of Partners**

# Authority

An aerial view of an emergency scene on a multi-lane highway. In the foreground, a dark sedan is stopped on the shoulder. A group of emergency responders in high-visibility vests and hard hats are gathered around a white ambulance with orange and blue markings. To the left, a white ambulance with 'MALTA' on its side and a police car with flashing lights are visible. The background shows a grassy embankment and a highway with traffic. The scene is viewed through bare trees in the foreground.

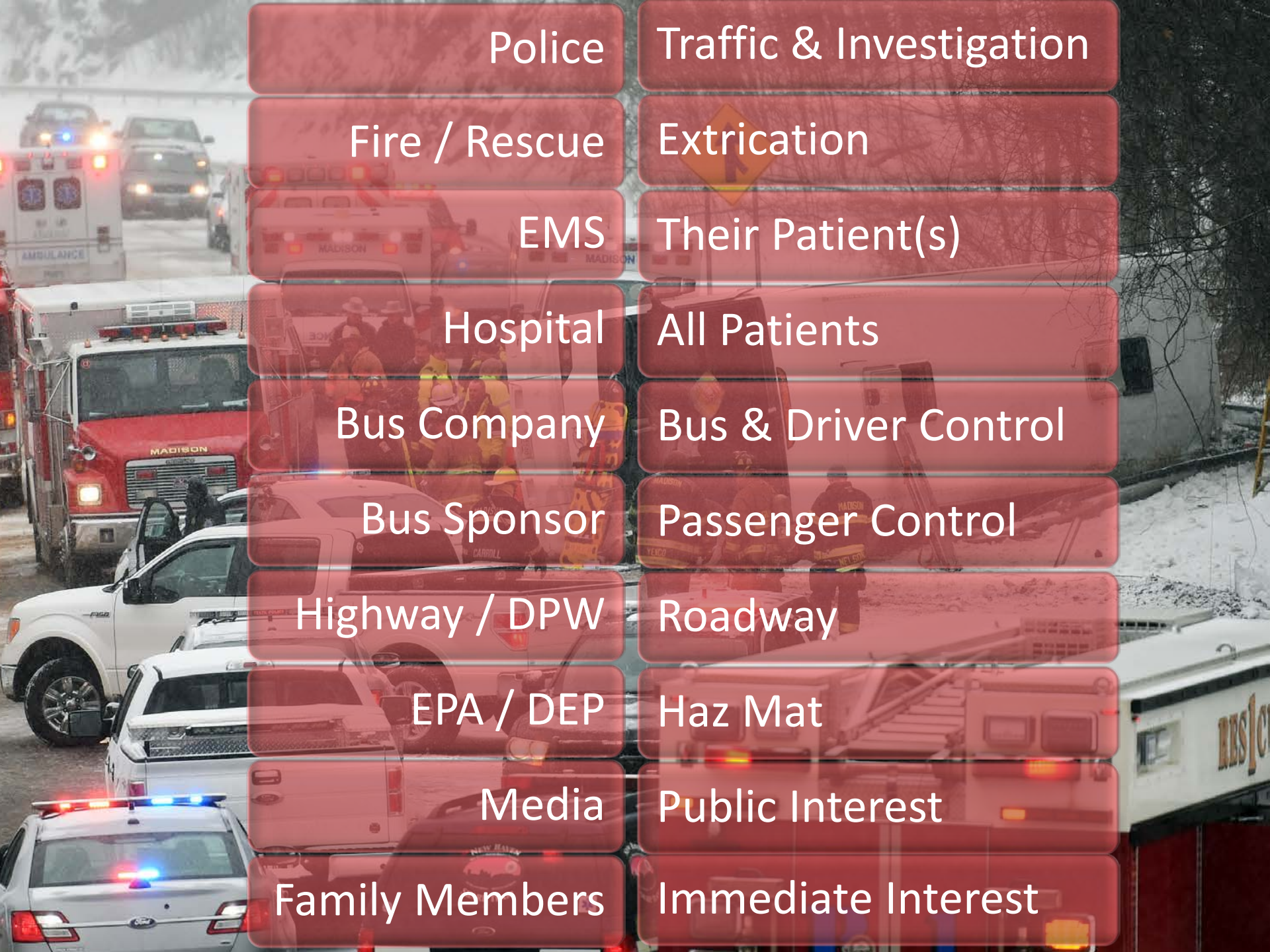
The Scene

The Situation

The Victims

The Driver

The Vehicle



Police

Traffic & Investigation

Fire / Rescue

Extrication

EMS

Their Patient(s)

Hospital

All Patients

Bus Company

Bus & Driver Control

Bus Sponsor

Passenger Control

Highway / DPW

Roadway

EPA / DEP

Haz Mat

Media

Public Interest

Family Members

Immediate Interest



# ① Size Up

- Stakeholders
- Needs
- Resources

# ② Set Up

- Expectations
- Understandings
- Agreements

# ③ Move Forward

- Plan
- Practice
- Perfect

# AHEAD



Size Up

- Who?

Set Up

- What?

Move Forward

- How!



AHEAD

TRAPS

ARRIVE

ACCESS

TRANSPORT

TREAT

TRAIGE





EMERGENCY EXIT

SCHOOL BUS



① Size Up

② Set Up

③ Move Forward

# ① Size Up

- Conditions
- Actions
- Needs

# ② Set Up

- Command
- Control
- Communications

# ③ Move Forward

- Triage
- Treatment
- Transport

# Size Up

**U**nit

**C**onditions

**A**ctions

**N**eeds

# Command & Control

A close-up photograph of a firefighter. He is wearing a white helmet with a gold badge that says 'CHIEF' and 'CASTLETON'. He is also wearing a yellow and orange fire jacket with reflective silver and orange stripes. He has a thoughtful expression, with his right hand resting on his chin. The background is slightly blurred, showing a white car and some greenery.

Corrals

# Corral



**Patients**

**Problems**

**Partners**

# Corral



**Keep In**

**Keep Out**

**Clear Route**

# Assign

An aerial photograph of a multi-lane road at night. A white bus is overturned on its side in the right lane. A red ambulance is stopped in the left lane. Several emergency responders in high-visibility yellow and orange gear are positioned around the bus and ambulance. The scene is illuminated by emergency lights.

**Triage**

**Treatment**

**Transport**



# ARRIVE



Size Up

- UCAN

Set Up

- CCC

Move Forward

- TTT



AHEAD

TRAPS

ARRIVE

ACCESS

TRANSPORT

TREAT

TRAIGE

# ① Size Up

- Entry
- Exit

# ② Set Up

- Standard
- Emergency
- Extrication

# ③ Move

## Forward

- Portage
- Protect in Place

Entry

&

Exit 910

*Standard*

ED CAP. 71 PASSENGERS

RVICES



# Entry & Exit

*Emergency*



# Entry & Exit



*Extrication*

# U.C.A.N. Reports

## Conditions

- ✓ Window access
- ✓ Approx. 25 patients
- ✓ Rear Exit Blocked
- ✓ Driver trapped

## Actions

- ✓ Beginning Triage

## Needs

- ✓ Portage through side window.
- ✓ Extrication of trapped driver

# ACCESS

Entry

Exit

Standard

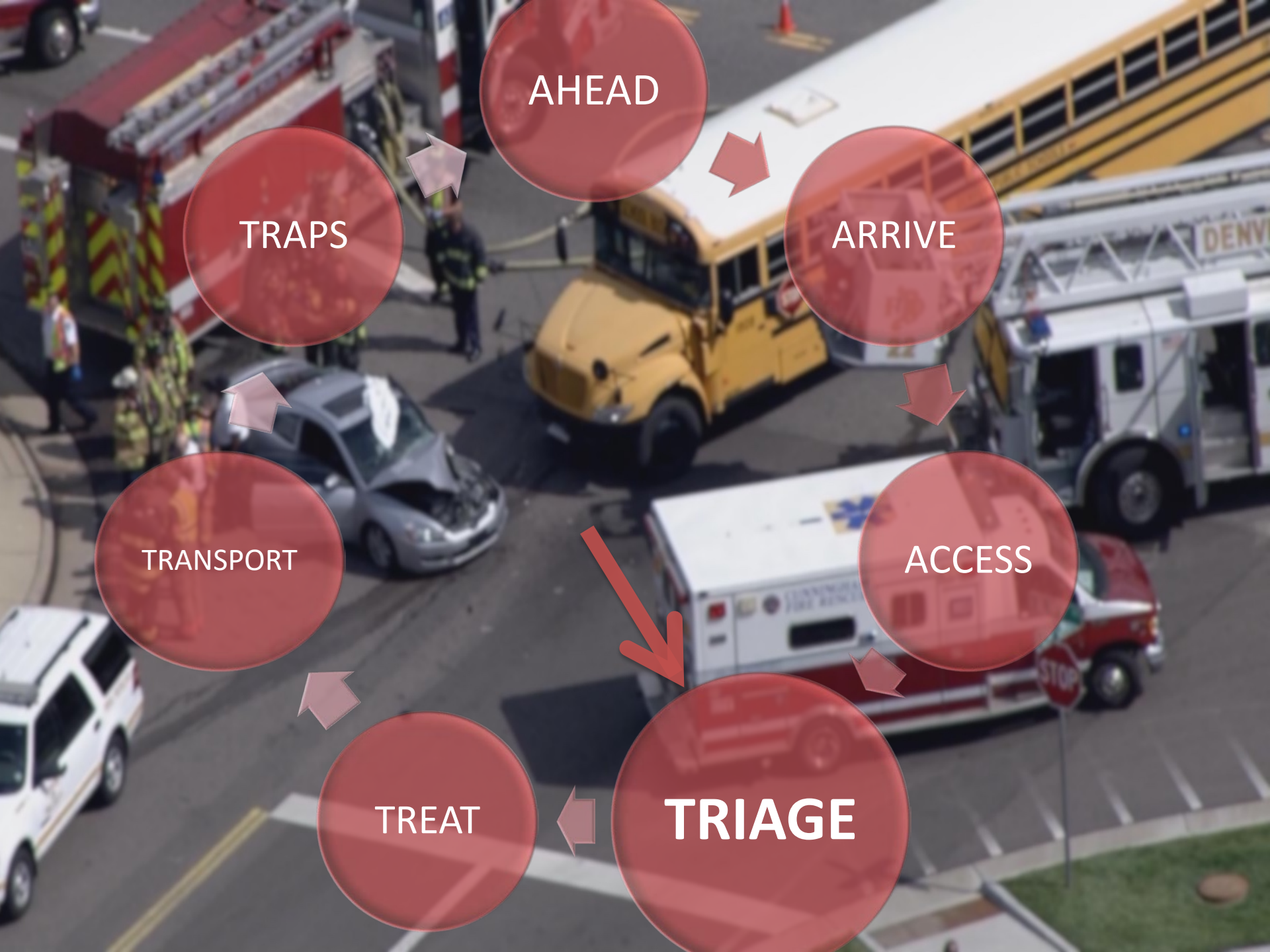
Emergency

Extrication

CAN Report







AHEAD

ARRIVE

ACCESS

TRIAGE

TREAT

TRANSPORT

TRAPS

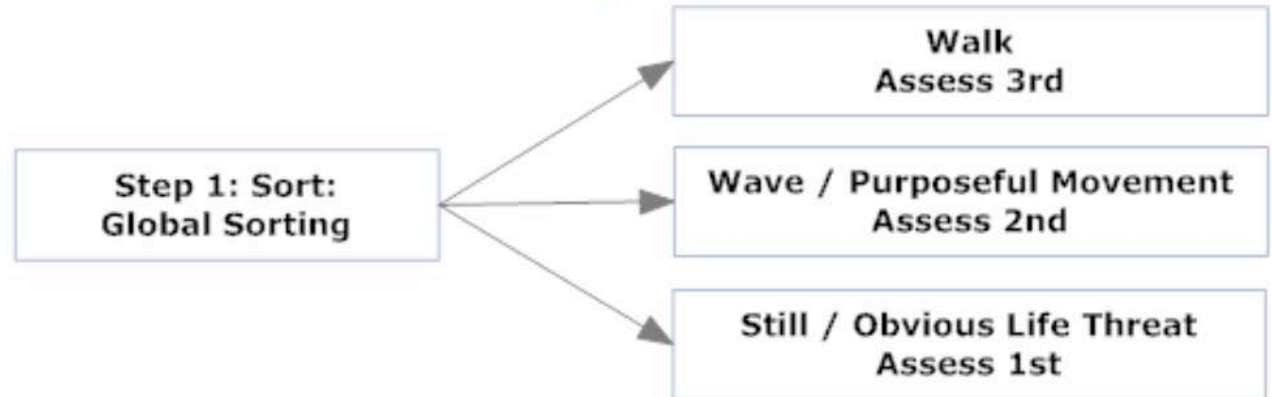
Triage Instrument	Time to Administer	Geographic Use	Reliability	Validity	Applicable to all Hazards
START	60 sec <sup>43</sup>	North America			No
Triage Sieve	Not reported	UK/Australia		Dis	No
Care Flight	15 sec <sup>34</sup>	Australia	No studies		No
STM	45 sec <sup>40</sup>	North America		Validity	No
JumpSTART	Not reported	North America	No studies	Validity	No
PTT	Not reported	UK/Australia	No studies	Validity	No



Jenkins © 2008 Prehospital and Disaster Medicine

**Table 2**—Comparison of primary mass-casualty incident (MCI) Triage Instruments (PTT = Pediatric Triage Tape; START = Simple Treatment and Rapid Transport; STM = Sacco Treatment Method)

## **SALT Mass Casualty Triage Algorithm (Sort, Assess, Lifesaving Interventions, Treatment/Transport)**



### **National Implementation of the Model Uniform Core Criteria for Mass Casualty Incident Triage**

---

**A Report of the FICEMS**

**July 8, 2013**

# ① Size Up

- Access
- Patients
- Exit

# ② Set Up

- Triage
- Casualty Collection?

# ③ Move Forward

- Global Triage
  - Green Exit 1<sup>st</sup>
  - Red Triaged 1<sup>st</sup>
- Individual Triage
  - *Breathing?* -> **B**
  - *Obeys, Periph Pulse, Breathing is OK, Bleeding is OK*-> **Y / G**
  - *Might Survive?* -> **R**

# TRIAGE

Access & Exit

Pt. Estimate

Triage

- Global
- Individual





AHEAD

ARRIVE

ACCESS

TRIAGE

TREAT

TRANSPORT

TRAPS

# ① Size Up

- Structure
- Staff
- Stuff

# ② Set Up

- Structures
- Staff
- Stuff

# ③ Move

## Forward

- Casualty Collection Point
- Portage
- Clear Routes (Clear Outs)
- Treatment
  - First In, Last Out- **G**
  - Delayed- **Y**
  - Immediate – **R**

# TREAT



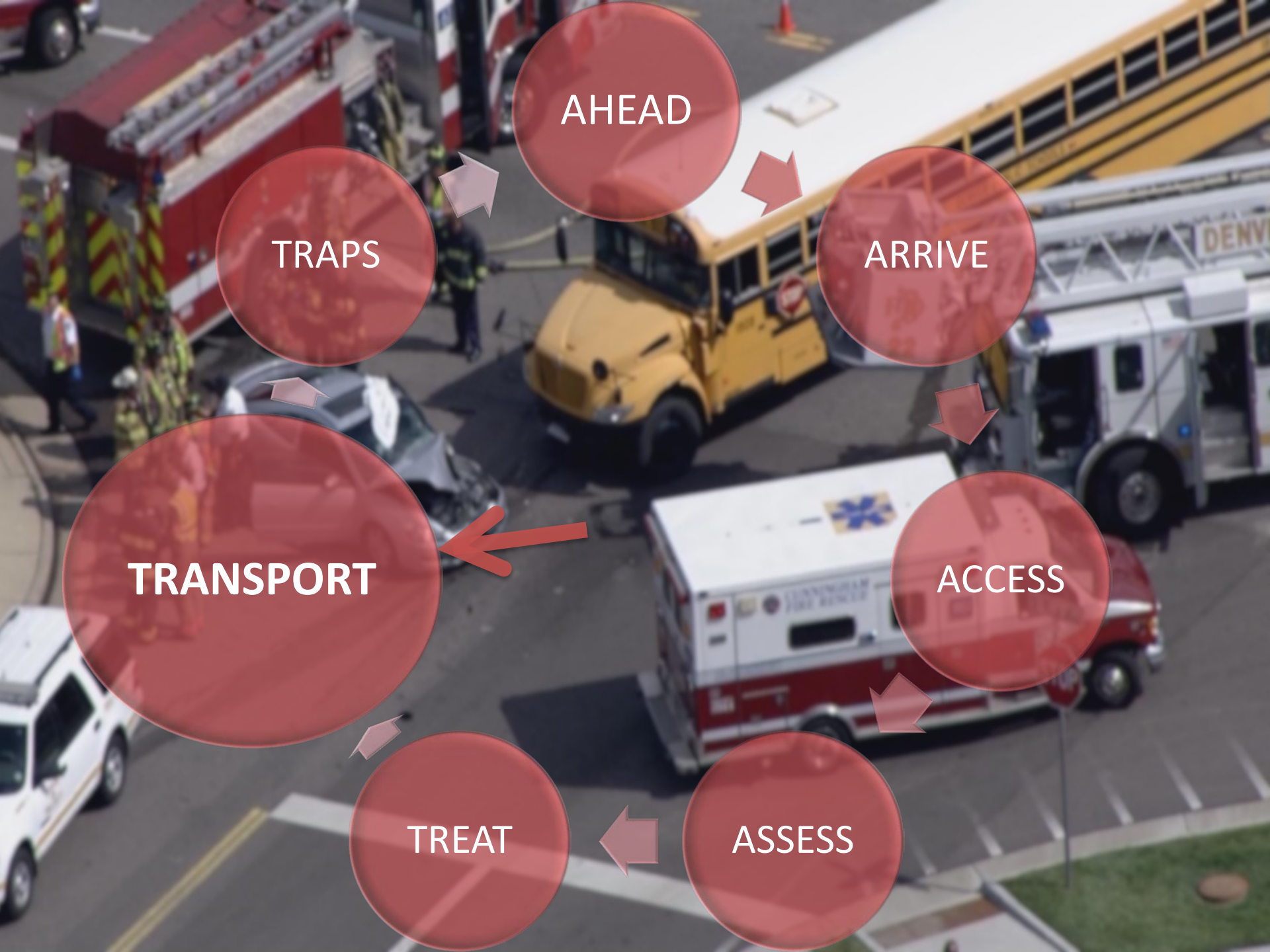
Portage

Structures

Staff

Stuff





AHEAD

TRAPS

ARRIVE

TRANSPORT

ACCESS

TREAT

ASSESS

## ① Size Up

- Patients
- Ambulances
- Destinations

## ② Set Up

- Patient Tracking
- Clear Routes/Clear Outs
- Communications
  - Local Dispatch
  - Regional Dispatch
  - Hospitals

## ③ Move Forward

- Track Patients
  - Priority / ID
  - Ambulance
  - Destination
- Clear Routes/Clear Outs
  - Patient(s)
  - Ambulance
  - Destination
- Communicate
  - Local Dispatch
  - Regional Dispatch
  - Hospitals



# TRANSPORT



Patients

Ambulances

Destinations



**TRAPS**

**AHEAD**

**ARRIVE**

**ACCESS**

**ASSESS**

**TREAT**

**TRANSPORT**



**Lots of Patients**

**Lots of Problems**

**Lots of Partners**

# Traps



Pictures

Pain / Pathogens

PTSD

Preview

Practice

An aerial view of an emergency scene. A red and white ambulance is parked in the foreground. Behind it, a yellow school bus is stopped. To the left, a red fire truck is visible with its emergency lights flashing. Several emergency responders in high-visibility gear are standing around the vehicles. The scene is on a paved road with a stop sign visible in the lower right.

**Lots of Patients**

**Lots of Problems**

**Lots of Partners**





AHEAD

TRAPS

ARRIVE

Size-Up  
Set-Up  
Move->

ACCESS

TRANSPORT

TRIAGE

TREAT

Size-Up  
Set-Up  
Move->

Size-Up  
Set-Up  
Move->





① Size Up

② Set Up

③ Move Forward

